


Rvn Market Report

Week of a **May 15, 2022**

Presented by:

Universal Mining Group



Ravencoin Market Summary and Outlook

Weekly Summary:

- Ravencoin is down for the week from \$0.04016 to \$0.02962 RVN
- 5.12.22 weekly trading high for volume at ~\$55.5 million in volume in this 24-hour period
 - ↑\$23.8M from last week's rally.
 - Price of RVN 0.02304 / this day
- Binance saw the majority of this volume traded around ~\$9.8M followed by Upbit at ~\$2.9M and Upbit ~\$1.5M
 - Bittrex at ~\$100k (UMG Trading Exchange) - Wallet Listed as inactive on Bittrex

Short Term Drivers:

- Ravencoin rose in overall market capitalization from 123 week prior to 115
 - RVN Market Cap 310M 5.15.22
 - ↓ 140.5M week-over-week
- RVN saw a midweek selloff, experiencing a sell off starting on May 12th. The indicators are saying **bullish** as the new week started.
 - Third week as bearish rate of decline has slowed

Long Term Drivers:

- Ethereum moving to Proof-of-stake ETA June 2022
- RVN Experienced its first halving in January of 2022. Block reward reduced from 5,000 to 2,500
 - Reduced supply by 3.6M RVN/Day
- RVN circulating supply around ~10.47B/21B
- Energy Prices in US continue to raise

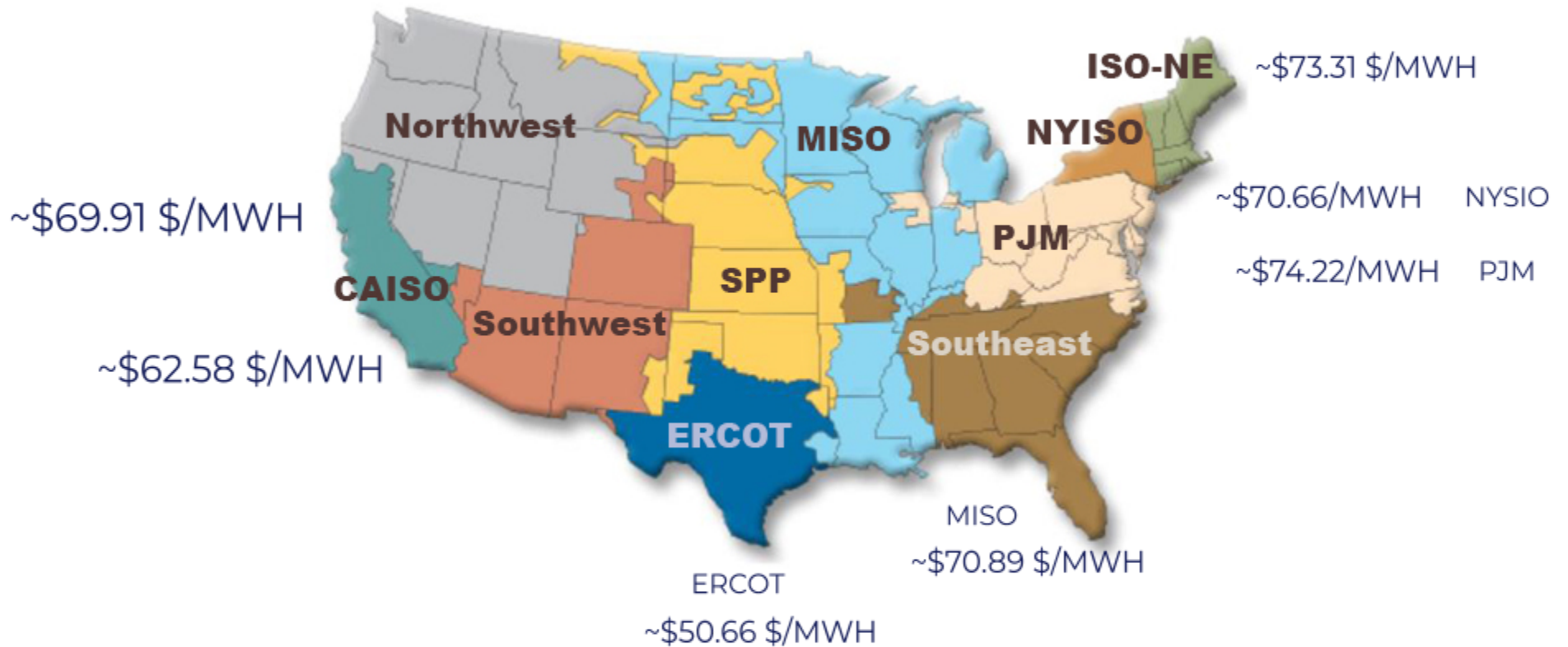
Seven Day Price History [CoinMarketCap]



Energy Outlook

Power Market Highlights

Regional Power Prices On-Peak Estimates 5.08.22



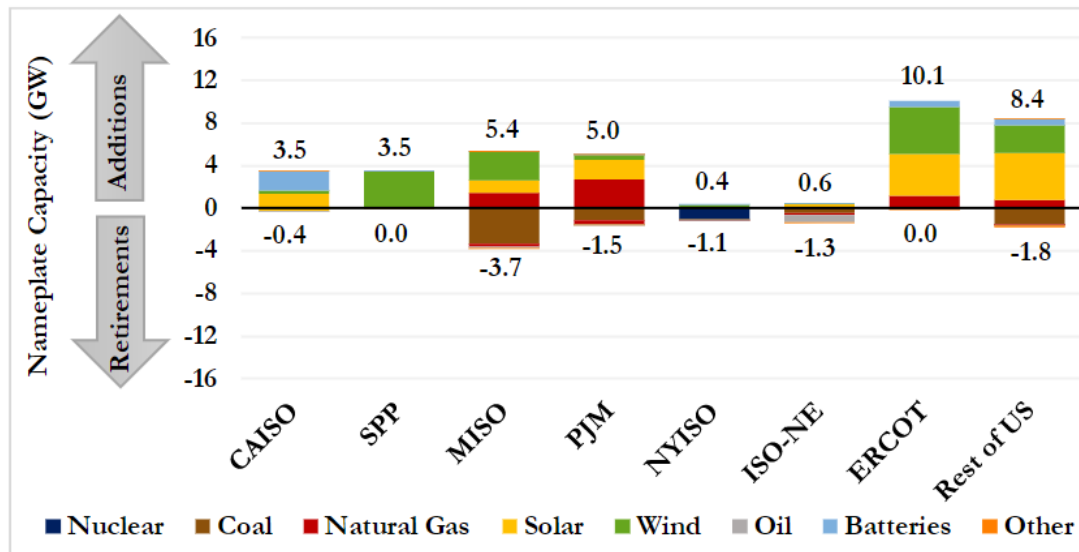
Energy Outlook

Power Market Highlights

- The market is retiring coal while increasing capacity to solar, wind and battery storage.
 - The market is moving to increase renewable power generation along with capacity options to meet peak demand

Increased Solar, Wind, Gas-fired, and Battery Installed Capacity

Capacity Additions and Retirements



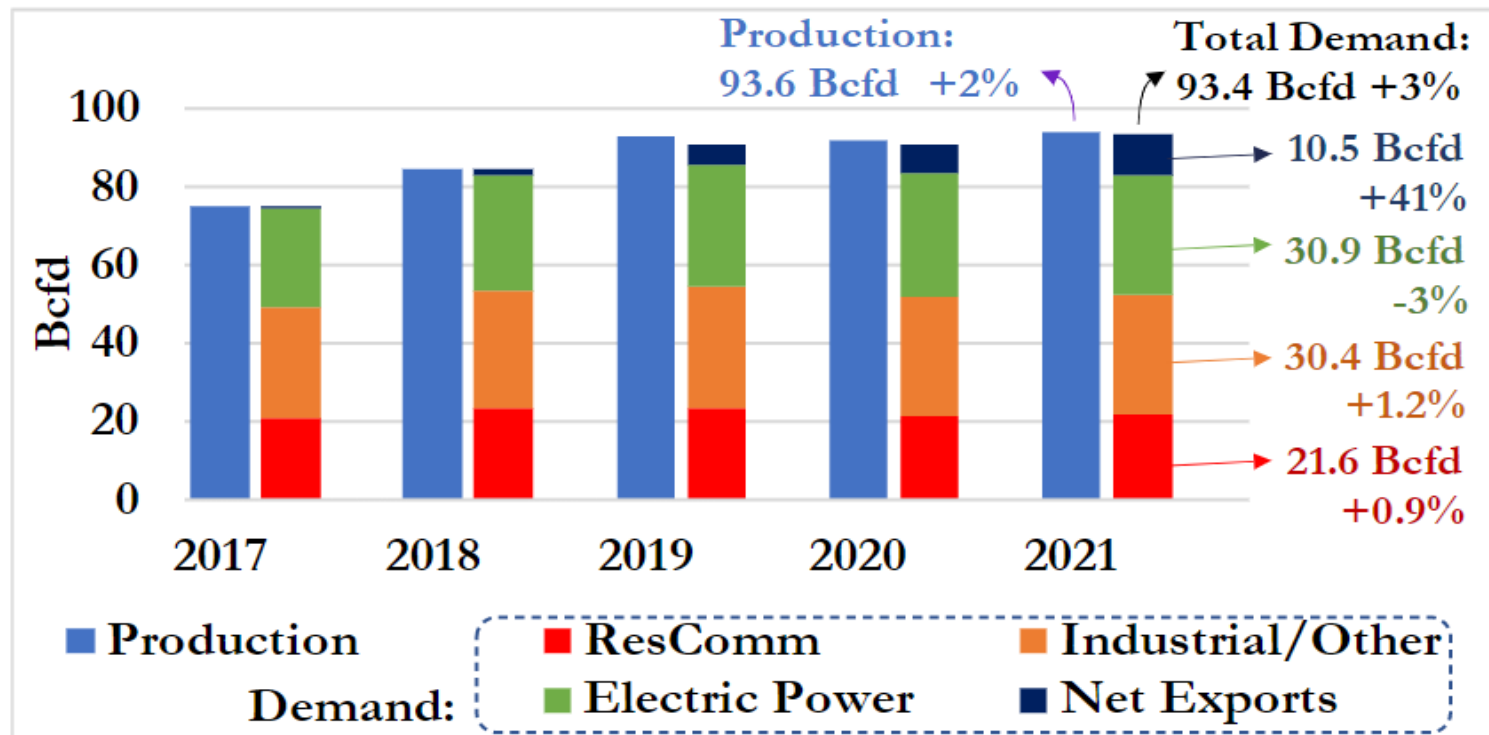
Note: the data do not include Alaska and Hawaii Source: EIA 860M

Energy Outlook

Natural Gas Market Highlights

- After rallying last week NYMEX futures continued to rise beyond support at the \$7.5/Mmbtu pushed back up past \$8.5/Mmbtu
 - Market has built in fundamental risk for Winter 22-23 prices are highest in 10 years
 - 2008 is the last time NYMEX futures were this high
- Demand is outpacing Supply Prices ↑ - Exports are the driver behind this up 41%
 - No new natural gas rigs were added last week

Natural Gas Production and Demand by Sector



Source: U.S. EIA

Ravencoin Community & News

Ravencoin: <https://ravencoin.org/>

Foundation: <https://ravencoin.foundation/>

Community Imprint 05.15.22:

- Twitter: 92.3K Followers
 - ↓0.25k Followers
- Reddit: 63.8K Redditors
- Telegram: 15.4k Members
- Truth Social: 9 Followers
 - Ravencoin is #Truthing

RVN Governance ➡➡



Universal Mining Group Highlights

- UMG almost doubled March '22 numbers
 - HiveOS algos watchdog has maintained 99% Operational up-time
- Bittrex Wallet Status showing inactive
 - Help ticket out with Bittrex

- White Paper under construction
 - Current ~480k RVN
 - Current ~.12 BTC
 - Current Fiat \$7K

- Average Cost per GPU \$1,574
 - Active GPUS: 37
 - 23 -NVIDA 3080s
 - 5 - NVIDIA 3090s
 - 8 - NVIDIA 3060s
 - 1 - 2060 Super TI

- UMG switched pools 04.02.22
 - To NinjaPool from CrypticWizardy
 - New Pool URL: <https://ravenpool.ninja/stats.html>

